

# Summarize Text

Include main events (in order)

Summarizing means thinking about what you read, and pulling out the most important parts. Summarizing helps us understand what is most important about what we read.

While you are reading, ask yourself these questions:

- What is the story mostly about?
- What is the main idea?
- What is not important to remember in the story?  
Why?

[Click here](#) to watch an Into the Book video about summarizing.



Title \_\_\_\_\_

Name \_\_\_\_\_

# Writing Summary

Draw a picture

Beginning

Beginning: Tell about the characters and the setting.

---

---

---

---

Middle

Middle: Tell about the problem.

---

---

---

---

Ending

Ending: Tell about the resolution and the ending.

---





---

---

---

THESE FACTS **stick** IN OUR MINDS!

TOPIC:




Now write about what you read.

TOPIC:

Handwriting practice lines consisting of ten sets of three horizontal lines (top solid, middle dashed, bottom solid) for writing.

THESE FACTS **stick** IN OUR MINDS!







main idea:


---

---

---



Now write about what you read. Start with the main idea and then add your details.



Handwriting practice lines consisting of solid top and bottom lines with a dashed midline. There are ten sets of these lines, providing space for writing a response to the prompt above.